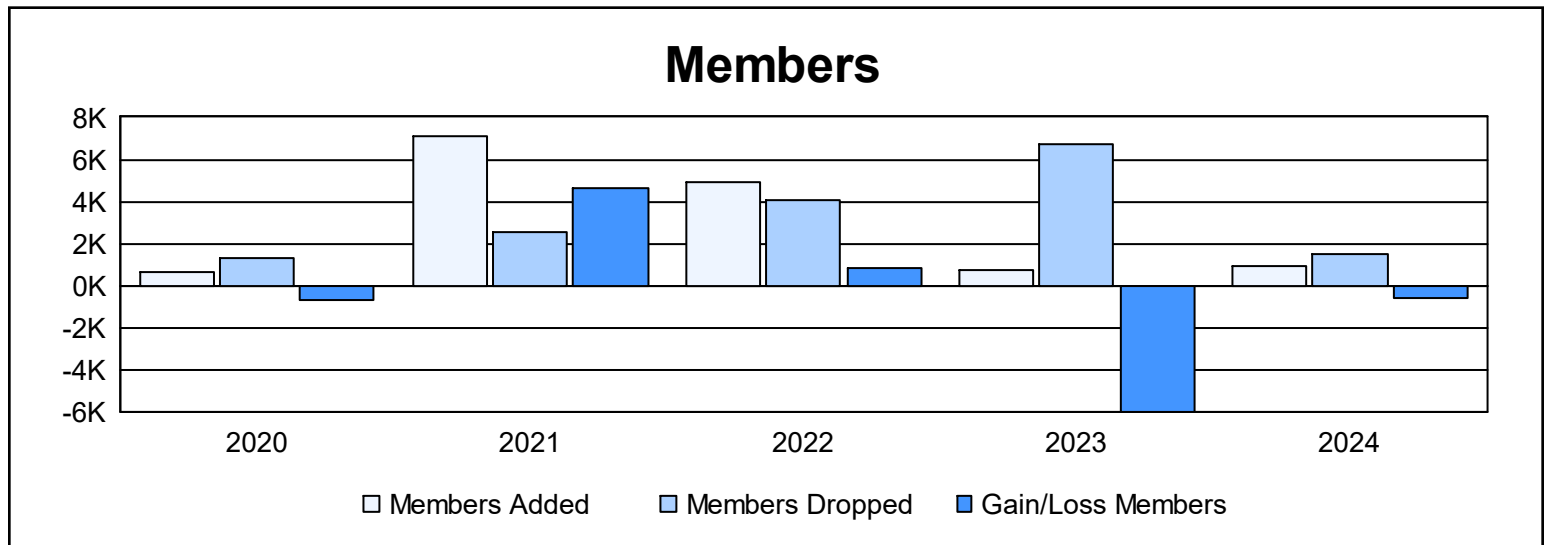
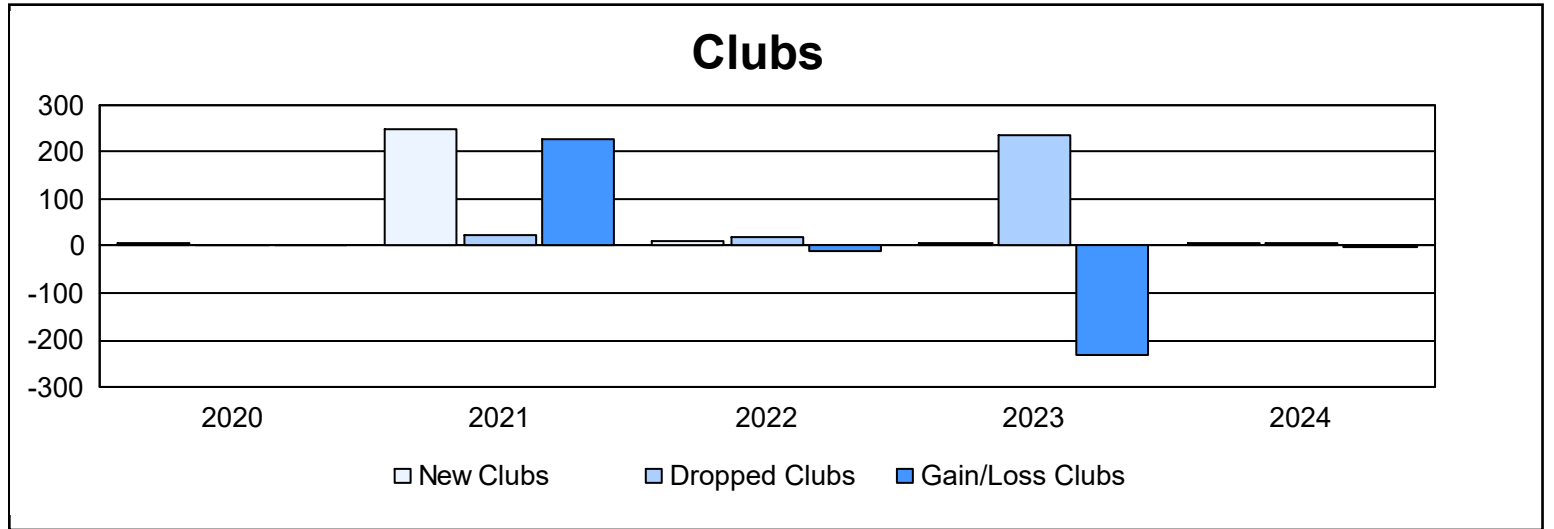
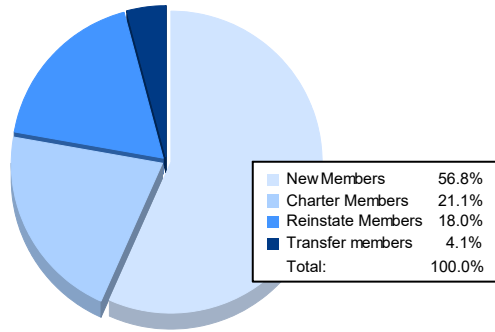


Year	New Clubs	Dropped Clubs	Gain/ Loss Clubs	New Members	Charter Members	Reinstate Members	Transfer Members	Total Member Added	Total Members Dropped	Gain/ Loss Members
2019-2020	6	4	2	316	185	131	20	652	1,335	-683
2020-2021	248	23	225	1,557	5,381	148	25	7,111	2,495	4,616
2021-2022	10	21	-11	3,167	1,440	218	38	4,863	4,057	806
2022-2023	5	236	-231	370	188	21	167	746	6,731	-5,985
2023-2024	6	8	-2	532	198	169	38	937	1,526	-589
Average	55	58	-3	1,188	1,478	137	58	2,862	3,229	-367



Membership Composition June 2024 Cumulative



Gender Composition June 2024 Cumulative

